



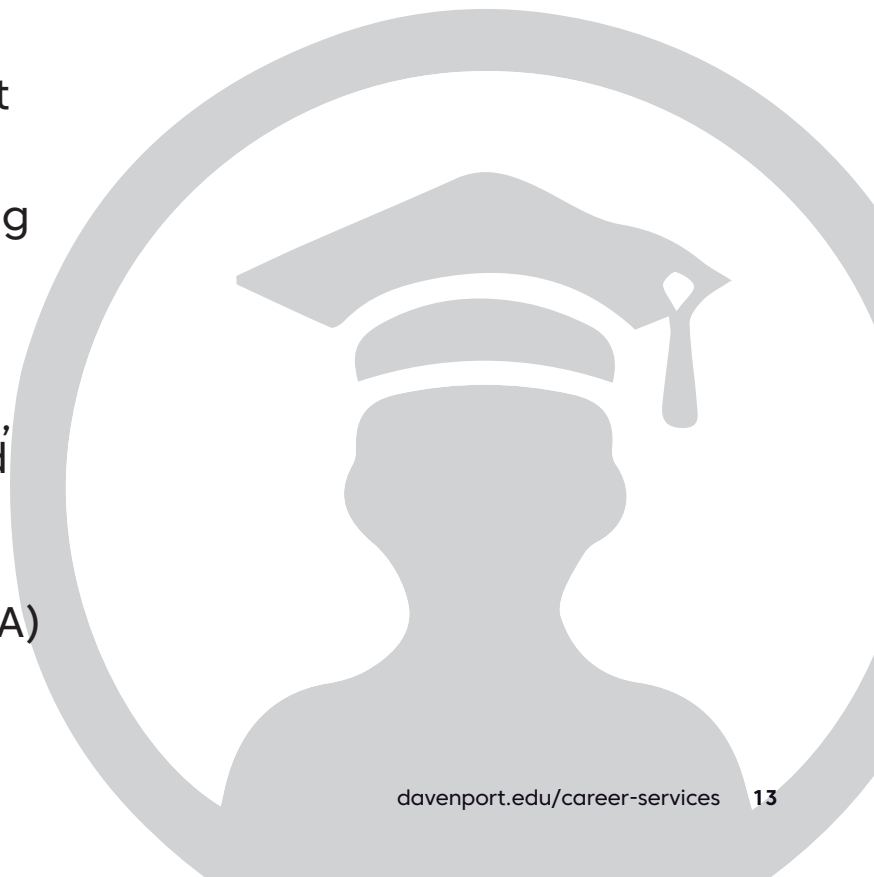




## Pick your career path

- 14  Choosing a major that fits your career path
- 15  Career planning checklist
- 16  Exploring careers and informational interviewing
- 18 Planning for graduate school
- 22  Community engagement, experiential learning and practicums
- 23 Internships and Prior Learning Assessment (PLA)



# Choosing a major that fits your career path

## Use your interests and values

PathwayU is a great tool to help you discover careers that are appropriate for your major or to help you decide which major to choose. Go to [davenport.pathwayu.com](http://davenport.pathwayu.com) to create an account. Then you can take four assessments to help pair you with possible jobs and career paths.

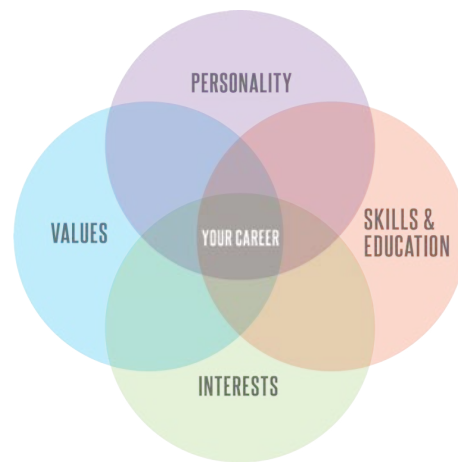


Contact your career coach to review your assessment results in PathwayU or the Strong Interest Inventory.

## Choose your major

### Checklist

- You have completed and reviewed your PathwayU or Strong Interest Inventory assessment with your career coach
- You have conducted career research based on your assessment findings and personal knowledge of your interests and goals
- You have identified individuals in your careers of interest and conducted an informational interview or a job shadow experience
- You have reviewed salary and outlook data and confirmed they meet your personal goals. See [onetonline.org](http://onetonline.org) for salary ranges
- You have reviewed the options for majors, concentrations and specialties found in the undergraduate and graduate catalogs for the year of your enrollment or current year
- You have met with your academic advisor to discuss and confirm your major and specialty or area of concentration. In addition, you have reviewed your Degree Plan, which allows you to lay out required courses, term by term
- You have met with Career Services to discuss your decisions and goals and to create your professional development plan
- You are aware of the Employment Guarantee as it pertains to your chosen major and efforts while at Davenport University



# Career planning checklist

<h2>Have a plan</h2>	<h2>Work the plan</h2> <p>Using Career Services   Faculty   Community</p>
<h3>Start with awareness</h3> <p>Year 1</p>	<ul style="list-style-type: none"> <li><input type="checkbox"/> Meet with your career coach to explore your goals, options and interests so you can select a major</li> <li><input type="checkbox"/> Conduct informational interviews through LinkedIn, friends, family and others in your network</li> <li><input type="checkbox"/> Meet with your advisor to learn whether your major requires an internship or experiential learning</li> <li><input type="checkbox"/> Investigate on- and off-campus opportunities to gain experience</li> <li><input type="checkbox"/> Contact Career Services to discuss criminal background issues and challenging topics, such as termination, gaps in employment, age, disability or other perceived barriers to employment</li> </ul>
<h3>Develop your brand and expand your resources</h3> <p>Year 2</p>	<ul style="list-style-type: none"> <li><input type="checkbox"/> Log in and explore Handshake by visiting <a href="https://davenport.joinhandshake.com">davenport.joinhandshake.com</a></li> <li><input type="checkbox"/> Complete your profile in Handshake, and make it “public” to employers</li> <li><input type="checkbox"/> Have your résumé reviewed by your career coach, and upload it to Handshake</li> <li><input type="checkbox"/> Draft a meaningful, adaptable cover letter and thank-you letter</li> <li><input type="checkbox"/> Join relevant groups, clubs or associations, and be an active member</li> <li><input type="checkbox"/> Participate in career-related professional development events</li> <li><input type="checkbox"/> Learn and understand Davenport University’s experiential learning process, and know when you’re eligible</li> <li><input type="checkbox"/> Work with your career coach to brush up on your interview skills</li> </ul>
<h3>Gain experience</h3> <p>Year 3</p>	<ul style="list-style-type: none"> <li><input type="checkbox"/> Secure experience in your career field via internship, experiential learning, work-study or volunteer positions</li> <li><input type="checkbox"/> Build your network and your online and social media presence</li> <li><input type="checkbox"/> Update and learn to tailor your résumé to each desired opportunity</li> <li><input type="checkbox"/> Fine-tune your elevator pitch and speak effectively about your personal brand</li> <li><input type="checkbox"/> Attend career fairs, professional association meetings and other career-related events</li> <li><input type="checkbox"/> Network with classmates, family, community members, mentors and peers</li> <li><input type="checkbox"/> Apply for job opportunities, and track your progress</li> </ul>
<h3>Transition into success</h3> <p>Year 4</p>	<ul style="list-style-type: none"> <li><input type="checkbox"/> Develop a job search strategy with your career coach to understand job websites, including Handshake, LinkedIn and industry-specific networks</li> <li><input type="checkbox"/> Create a reliable list of references</li> <li><input type="checkbox"/> Fine-tune your interviewing skills by conducting an AI mock interview with Quinn: <a href="https://quinnia.io/access">quinnia.io/access</a> </li> <li><input type="checkbox"/> Tell your career coach when you land a job!</li> </ul>

# Exploring careers and informational interviewing

This type of interview allows you to learn more about a company, position or professional field by speaking with professionals who are already performing in those roles.

## Informational interviews

- Identify and research positions and the company (see page 52)
- Identify prospective professionals to interview from your network of friends, family affiliations, alumni associations, and LinkedIn and other social media
- Send a request to interview the individuals identified, and enclose a list of questions you'd like to ask (10-15 questions)
- Be respectful of time and place by scheduling the interview to meet the time, location and style of the professional you are interviewing (on-site, a neutral site, Skype, phone, FaceTime or other electronic format)
- While conducting the interview, **be prepared** to describe your goals, **ask clear questions and LISTEN**

## Ask about job-shadowing options

- Seeing a day in the life of a professional already in the field helps affirm that a specific position is a viable option
- Afterward, send a thank-you note to those you've met with and stay connected with them. This is a great way to find a mentor and access a larger network of professionals in your field



Always follow up with a thank-you note (see page 37). It can be handwritten or emailed, but it's more personal and more likely to be read if it's handwritten.

## Ask to shadow via email or LinkedIn message:

Dear Ms. Sparrow,

As a student at Davenport University, I am exploring careers to learn which would be best suited for me. I am very interested in the biological laboratory science profession and would appreciate the opportunity to talk to you about your work.

I found your information through Davenport's Alumni Association. After reading about your company's Biolife Reservation Initiative, I am confident that your insight could help me. If there is availability in your schedule over the next two weeks, please let me know. Ideally, we can meet for about half an hour.

Sincerely,  
 Pounce Panther  
 313 Prairie Pt.  
 Lansing, MI 48933  
 (616) 698-7111  
 ppanther@email.davenport.edu

# Sample questions to ask in an informational interview or job shadow

## About the job

- What types of tasks do you spend most of your time doing?
- What excites you most about this job?
- What are some of the more difficult or frustrating parts of this career?
- I really like doing \_\_\_\_\_. Do you have an opportunity to do that type of work in this career?
- What types of advancement opportunities are available for an entry-level worker in this career?
- I read that \_\_\_\_\_ is an issue in this occupation. Have you found that to be true?
- Is this career or industry changing? How so?

## About working conditions

- What hours are typical for most jobs in this occupation?
- How often do you travel?

## Questions about other careers and contacts

- Do you know of any similar careers that also use \_\_\_\_\_ or involve \_\_\_\_\_?
- I know that people in this career specialize in \_\_\_\_\_ and \_\_\_\_\_. Do you know of any other specialties?
- Can you suggest anyone else I could ask for information? May I tell them that you have referred me?

## Questions about training

- What qualities should a person have to be in this field?
- What did your path look like to get into your job or position?
- Do you have any advice on how people interested in this career should prepare?

## Company-specific questions

- What types of positions would someone with my major or skill set excel in?
- What advancement opportunities does the company offer for people in entry-level positions?
- If I see a job that I am interested in with this company, what is the best way to apply?
- What qualities do hiring managers at this company usually look for in ideal candidates?

## ACES informational interview questions

- How long have you been a \_\_\_\_\_?
- How did you become interested in this career?
- What is your educational background?
- Was your education adequate, or were there areas in which you needed additional training?
- What would you change about your job if you had the opportunity?
- What skills do you wish you possessed when you started this job?
- What advice would you give someone starting out in this field?
- Is there any other information you believe would be helpful?



Be sure to utilize LinkedIn to connect with people you already know. If you cannot find anyone in the field whom you already know, find someone who can connect you and ask for an introduction! Go to Davenport University's LinkedIn page to easily search for and connect with alumni (see page 46).

# Planning for graduate school

## Need help deciding if graduate school is right for your career path?

Visit Career Services: [davenport.joinhandshake.com/appointments](https://davenport.joinhandshake.com/appointments).

### Consider our programs

Consider the Davenport University graduate programs or post-bachelor certification programs found here: [davenport.edu/academics/all-degree-programs](https://davenport.edu/academics/all-degree-programs).

### Reasons to wait to pursue a graduate program

- You believe you will make more money in your first entry-level job with a graduate degree
- You are considering staying in college longer to avoid student loan payments
- You are not sure what career you want to pursue

### Reasons to consider a graduate program

- You know what your career path requires, and a graduate degree is needed
- A graduate degree will help qualify you for a promotion
- Your company offers tuition reimbursement

<b>More than a year before</b>	<ul style="list-style-type: none"><li>• Research programs</li><li>• Take tests required for admission, such as the GRE, LSAT and MCAT</li><li>• Identify people to write letters of recommendation</li><li>• Investigate how you will pay for graduate school</li><li>• Ask Career Services to aid in resources/decision-making materials</li></ul>
<b>Before various deadlines (varies)</b>	<ul style="list-style-type: none"><li>• Perfect your personal statement/statement of purpose and résumé (ask Career Services for help)</li><li>• Complete your applications (following instructions perfectly)</li><li>• Obtain letters of recommendation four weeks prior to deadline</li><li>• Request transcripts</li><li>• Apply for scholarships and funding (varies from school to school)</li></ul>
<b>The day/week after the deadline (varies)</b>	<ul style="list-style-type: none"><li>• Complete the FAFSA (Free Application for Federal Student Aid)</li><li>• Send thank-you notes to letter of recommendation writers and any other people involved in your process</li></ul>



Find Davenport's graduate program offerings:

[davenport.edu/academics/all-degree-programs](https://davenport.edu/academics/all-degree-programs)



*It's more than helping. It's healing.*

# WEDGWOOD<sup>®</sup> CHRISTIAN SERVICES



**RESIDENTIAL  
TREATMENT**



**OUTPATIENT  
THERAPY SERVICES**



**COMMUNITY  
PROGRAMS**



When the community is unsure where to turn, our team of compassionate clinicians, direct care professionals, program specialists, and support experts is waiting with open arms. We are ready to help children, teens, adults, and families rise above the challenges and hardships that weigh them down with a full continuum of behavioral & mental health services.

**WEDGWOOD.ORG/JOIN-OUR-TEAM**



# Our Leaders.

Discover how **we grow our own.**

The future of Enterprise is fueled by our Management Training Program. Become one of our future leaders and learn first-hand what it takes to run a multi-million dollar business. From day one you will enjoy excellent training and real responsibility to help you build the skills you will need to succeed in your career.

Get started today:  
[careers.enterprise.com](http://careers.enterprise.com)



Change a Life.  
 Change Yours.

Mary Free Bed  
 Rehabilitation Hospital

Come grow with us at Mary Free Bed. We've been restoring hope and freedom for more than 125 years and want to help you take your career to the next level.

**WE OFFER:**

- Values-driven culture
- Growth
- Innovation
- Challenge
- Competitive rewards

Our employee satisfaction rates are high, and our staff often speak of our unique, joyful culture. Visit [www.maryfreebed.com/careers](http://www.maryfreebed.com/careers) to learn about opportunities and apply today!

## SPEND MEND

At SpendMend, we strive to help hospitals improve patient care through the delivery of innovative cost savings solutions, insightful transaction analysis, and improved visibility across business relationships.

### AVAILABLE POSITIONS

Entry Level Auditor

Internships

### BENEFITS

PTO  
 Quarterly Bonuses  
 Health/Dental/Vision  
 401K Match

### CULTURE

Small Company Feel  
 Game/Relaxation Space  
 Work/Life Balance  
 Newly Built Workspaces

### GROWTH

87% Intern Hire Rate  
 Tuition Reimbursement  
 Career Advancement Plan

APPLY  
 HERE



[www.spendmend.com](http://www.spendmend.com)







## *Helping Patients and Independent Practices Thrive*

Answer Health is transforming health care by empowering independent practices to focus on the long-term health of their patients. Our practices lead Michigan in creating a system built on the value of care, not the volume of visits.

Start your career with an independent practice, and be a part of reimagining the future of health care.

### **HOW TO ENGAGE**

Explore immediate openings by visiting individual practice career sites, and watch Handshake for curated Answer Health opportunities.

### **CAREER OPPORTUNITIES**

Openings in nursing, medical assisting, billing and collections, case management, and more.

### **LEARN MORE**

Visit the Answer Health Practice Directory for a listing of clinic locations.



# Community engagement

## Student employment, including on- or off-campus work-study

- Before applying to positions, speak with Financial Aid to see if you are work-study eligible
- Search at [jobs.davenport.edu](http://jobs.davenport.edu) and select “Students”
- Many of these roles can be used for an internship

## Registered Student Organizations (RSOs)

Employers look for candidates who know how to get involved and have an impact

## Professional associations

Contact your faculty or career coach for associations related to your field of study or interests

## Volunteer work

- Be a person employers look for — someone with the ability to connect with the community
- Accept larger roles and build your leadership skills

## Study abroad

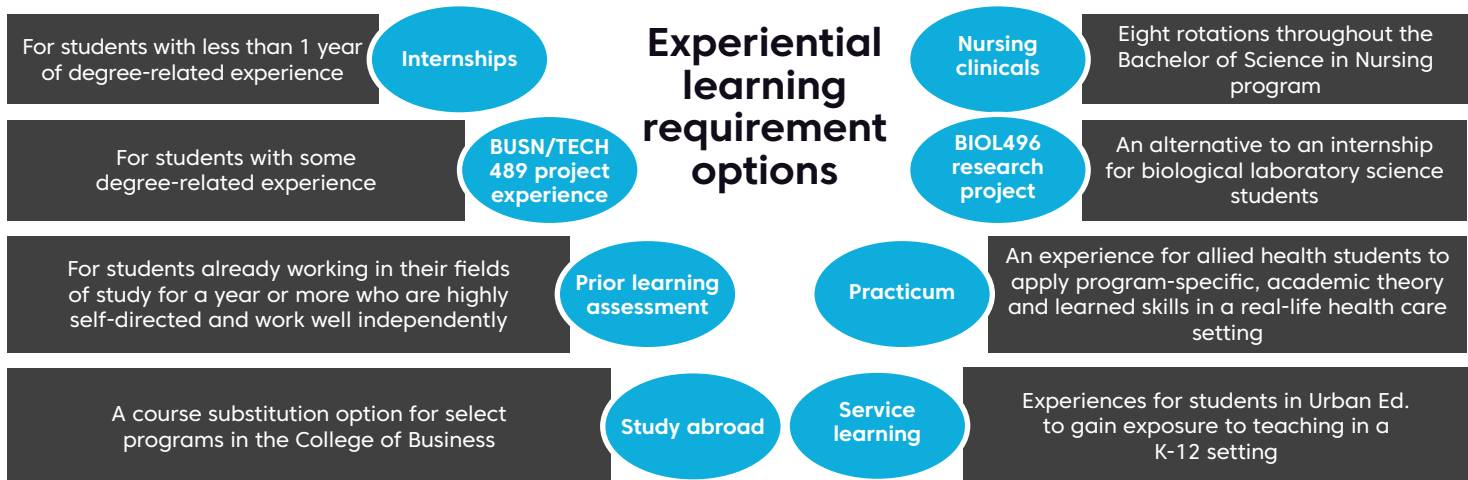
Gain experience, learn about new cultures and explore the world: [my.davenport.edu/academics/student/study-abroad](http://my.davenport.edu/academics/student/study-abroad)



ENGAGE@DU facilitates engagement by connecting students with organizations, departments and programs. Participate in RSOs or start your own: [engage.davenport.edu](http://engage.davenport.edu).

# Experiential learning

As we are committed to providing students the essential skills listed in the DU Excellence System (pg. 11), every bachelor’s program at DU contains an experiential learning requirement to provide real-world experience beyond the classroom. Based on your program, it is important to find which path or combination might be right for you.



# Practicums — CoHP

1. **Complete the Practicum Seminar** in Blackboard (PREP102) before your appropriate deadline
2. **Meet with your career coach, and upload a résumé to Handshake** that obtains “Reviewed” status
3. **Meet with your program director** to determine academic eligibility
4. **Upload required immunizations** to Verified Credentials at [scholar.verifiedcredentials.com/davenport](http://scholar.verifiedcredentials.com/davenport):
  - MMR vaccine
  - TDaP vaccine
  - TB test
  - Seasonal flu vaccine
  - Varicella vaccine
  - Hepatitis B vaccine
  - COVID-19 vaccine
5. “Request an Experience” in Handshake prior to your deadline: [davenport.joinhandshake.com/experiences](http://davenport.joinhandshake.com/experiences)  
More information can be found on our website: [my.davenport.edu/practicums](http://my.davenport.edu/practicums).

## Practicum Experience request deadlines:

Spring/Summer Experiences: Dec. 15  
 Fall Experiences: April 15  
 Winter Experiences: Aug. 15

# Internships — CoB, CoT, CoAS

## STEP 1: Waitlist, résumé, Internship Workshop and survey

1. Contact your academic advisor to verify the semester of academic eligibility (2.3 or better GPA) and to be added to the course waitlist
2. Connect with your career coach to work on your résumé, and upload it to Handshake. It is required to have a “Reviewed” status
3. Complete the Online Internship Workshop (PREP103) in Blackboard. Students receive access after they are added to the waitlist

## STEP 2: Get selected — search, apply and interview for positions

- Utilize your network of friends and family members
- New jobs or promotions related to your degree can be used as your internship
- Utilize career fairs/events, LinkedIn (pg. 46) and other job search sites (pg. 40)
- Check Handshake (pg. 44) to view active internships.
- Interning with a DU department, a health care organization or an organization outside of Michigan? Not a U.S. citizen? Speak with your career coach, as advanced planning, additional paperwork and costs may apply

## STEP 3: Request your internship in Handshake no later than the appropriate semester deadline:

Fall Experience — 15 Weeks	Winter Experience — 15 Weeks	Spring/Summer Experience — 12 Weeks
Aug. 15	Dec. 15	April 15

Collect all contact information before requesting the experience in Handshake, as you are not able to save a draft. Be thorough; 70% of your job description must be related to your major to be approved for class:

[davenport.joinhandshake.com/experiences](https://davenport.joinhandshake.com/experiences).

More information can be found on our website: [my.davenport.edu/internships](https://my.davenport.edu/internships).

# Prior Learning Assessment (PLA)

## — for select internship and select practicum courses

PLA is designed for students who have at least a year of degree-related experience in their field of study. If you believe you have degree-relevant experience that meets the learning outcomes of an internship course, this process can result in receiving credit instead of taking that course.

### Step 1: Contact the Assistant Vice Provost (AVP) for eligibility

- To avoid paying unnecessary fees, email the AVP to inquire about this option. Include any pertinent certifications and an updated résumé focused on the degree-related experience you plan to have assessed.
- For résumé assistance, contact your career coach.

### Step 2: Department chair approval to proceed

- If the program’s department chair believes your experience qualifies for PLA, the AVP will contact you with the next steps. This entails several assignments and artifacts that prove you have met the learning outcomes of the designated course. There will be a **firm deadline** to complete these items.

### Step 3: Review of artifacts and learning outcomes

- Regardless of credits being awarded, students are charged an assessment fee to initiate the review. This usually appears on the student’s e-bill.
- Once the department chair reviews the artifacts, they may or may not request changes or additional information or submissions before making the determination.
- If PLA credits are granted, they will be applied directly to your Degree Plan

More information can be found here: [my.davenport.edu/academics/student/credit-prior-learning](https://my.davenport.edu/academics/student/credit-prior-learning).





Jump start your career and make a difference in the lives of others!

At MOKA, our mission is to create opportunities for independence and acceptance in our communities by supporting people with disabilities.

- Residential Support Staff
- Mentor of Community Supports
- Mentor of Specialized Skill-Building
- Job Developer
- Job Coach

Apply online at [moka.org/careers](http://moka.org/careers)



**HUNGERFORD**  
CPAs • ADVISORS • TECHNOLOGY • WEALTH

**READY FOR WHAT'S NEXT?  
COME SEE FOR YOURSELF!**

**Comprehensive Rewards Package**

- CPA Support Program
- No Waiting Periods for Most Benefits
- Paid Maternity and Parental Leave
- Vast Continuing Professional Education
- Mentorship Program

**High Performing Environment**

- Fun, Comfortable, and Inclusive
- Work-Life Balance
- Open Door Policy

SCAN TO APPLY



LEARN MORE AT  
[hungerford.com/careers/](http://hungerford.com/careers/)

